

CLUBS SA INFORMATION SHEET | COVID SAFE CHECK IN



Helping Your Patrons

You should have received an updated COVIDSafe Plan via no-reply@forms.sa.gov.au containing your Club's QR code.

- Print this page and display at your entrances, bar and so on.

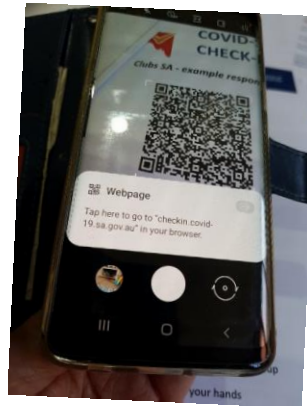


Your patrons **must attempt** to register their attendance at your Club via this QR code.

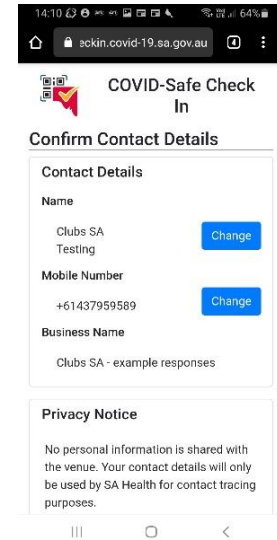
NB: Although Step 1 of the printed guide states to “Download or log in to the free mySA GOV app”, we omitted this step and were still able to register.

The Steps for patrons are:

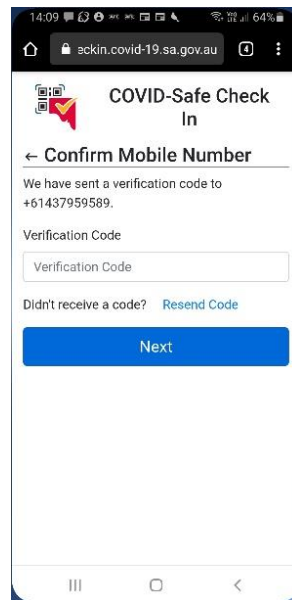
1. Open camera on smart phone and hold over QR square and tap screen when message appears.



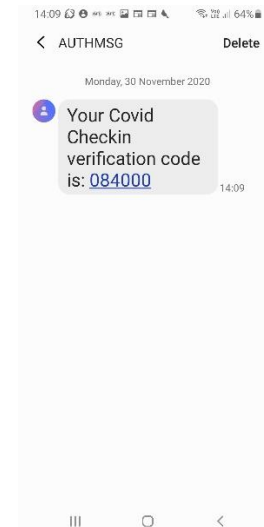
2. Enter First Name, Surname and mobile number (omit the zero before the '4')



3. Confirm Mobile Number



4. They will receive a message containing a verification number



5. Enter the 6 digits and confirm details.

Check In

14:10 64%

Confirm Contact Details

Contact Details

Name
Clubs SA Testing [Change](#)

Mobile Number
+61437959589 [Change](#)

Business Name
Clubs SA - example responses

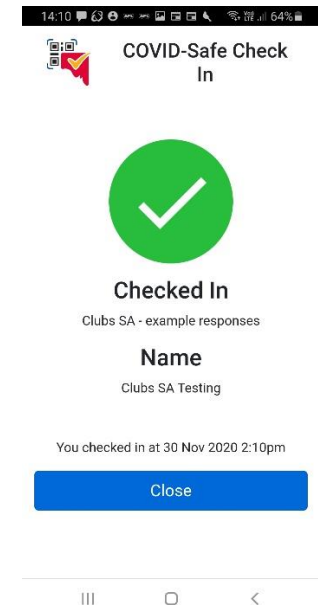
Privacy Notice

No personal information is shared with the venue. Your contact details will only be used by SA Health for contact tracing purposes.

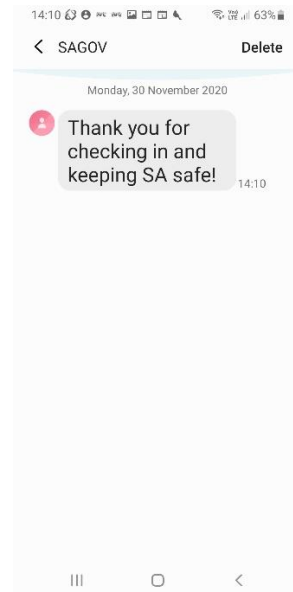
[View our Privacy Statement](#)

[Check In](#)

6. Confirmation appears on screen



7. Confirmation message is received



8. This “Thank you message” is how you can confirm that a person has checked in at your Club.

NB: Where a person has made a genuine attempt to login via the QR code but has failed, the Club must take their details for contact tracing manually. These records may be stored electronically and must be made available to an authorised officer on request.

They are to be used only for the purpose of contact tracing